



Ministry of Women and Child Development

Increase in Domestic Violence against Women

Posted On: 22 SEP 2020 2:07PM by PIB Delhi

From the beginning of lockdown due to Covid 19 pandemic, the National Commission for Women (NCW) launched an Ad campaign through electronic media and social media inviting women who have suffered any kind of violence to come forward and report it. Further, in addition to handling complaints received through regular modes, NCW has also launched a WhatsApp number 7217735372 on 10.04.2020 for reporting domestic violence cases. The additional modes provided by NCW facilitated reporting of cases, including from women who had been experiencing violence at home for past several years. The complaints received by NCW are acted upon by coordinating with victims, police and other authorities to provide necessary assistance.

The month-wise and State-wise data indicating number of complaints registered with NCW under the category "Protection of women against domestic violence", received from March 2020 till 20th September, 2020 is given at **Annexure "I"**. Month-wise and State-wise data of total complaints registered/ received by NCW relating to crime against women and deprivation of their rights, since March, 2020 is given at **Annexure-II**.

'Police' and 'Public Order' are State subjects under the Seventh Schedule to the Constitution of India. Maintenance of law and order, protection of life and property of citizens including prevention of domestic violence against women is primarily the responsibility of the State Governments and Union Territory Administrations. Nevertheless, giving high priority to safety of women, the Central Government has also taken a number of initiatives in this regard during the last six months. The Government has ensured that their schemes of One Stop Centres (OSCs), Universalisation of Women Help Line (WHL), Ujjawala Homes, SwadharGreh, Emergency Response Support System (112) and various authorities under women centric laws such as 'The Protection of Women from Domestic Violence Act, 2005', 'The Dowry Prohibition Act, 1961', 'The Prohibition of Child Marriage Act, 2006' etc. remain operational and available for providing assistance to women during the aforesaid period. The Government has also undertaken sensitisation programs for the concerned officials of States and UTs for this purpose.

This information was given in a written reply by the Union Minister of Women and Child Development, Smt. Smriti Zubin Irani in Rajya Sabha today.

APS/SG/RC

Annexure-I

The State-wise and month-wise data indicating number of complaints registered with NCW under the category "Protection of Women against domestic violence", received during the last six months, i.e. from March 2020 till 18th September, 2020

S. No	State	March	April	May	June	July	August	September (till 20.09.2020)	Received through Whasapp	Total






1	Andhra Pradesh	1	2	1	1	5	4	3	13	30
2	Assam	4	6	3	2	-	2	-	14	31
3	Bihar	6	20	31	31	43	29	16	78	254
4	Chandigarh	-	1	1	3	-	1	-	2	8
5	Chhattisgarh	3	5	1	4	3	5	1	12	34
6	Dadar&Nagar Haveli	-	-	-	-	-	-	-	4	4
6	Delhi	63	60	94	76	119	115	76	181	784
7	Goa	1	1	-	-	1	-	-	2	5
8	Gujarat	6	4	6	11	2	8	1	17	55
9	Haryana	22	13	15	27	41	19	17	75	229
10	Himachal Pradesh	3	4	4	5	2	2	2	7	29
11	Jammu and Kashmir	1	1	2	6	3	3	-	6	22
12	Jharkhand	6	6	7	12	9	10	4	33	87
13	Karnataka	5	18	12	21	17	11	4	49	137
14	Kerala	2	5	2	4	3	3	1	13	33
15	Madhya Pradesh	4	17	7	16	36	18	5	46	149
16	Maharashtra	17	45	60	59	56	56	22	143	458
17	Manipur	-	-	1	-	-	-	-	-	1
18	Meghalaya	1	-	-	-	-	-	-	-	1



	Nagaland	-	-	-	-	-	-	-	1	1
19	Odisha	3	2	1	2	3	9	1	12	33
20	Pondicherry	-	-	-	1	-	-	-	-	1
21	Punjab	5	10	10	14	19	13	5	27	103
22	Rajasthan	10	15	8	11	30	27	5	67	173
23	Tamil Nadu	11	10	13	14	17	10	16	46	137
24	Telangana	4	4	7	9	7	5	-	15	51
	Tripura	-	-	-	-	-	-	-	2	2
25	Uttar Pradesh	110	47	85	110	208	163	55	190	968
26	Uttarakhand	-	3	3	6	12	13	3	11	51
27	West Bengal	10	16	19	16	24	12	5	80	182
28	Miscellaneous								297	297
	Total	298	315	393	461	660	537	243	1443	4350

Annexure-II

Month-wise and State-wise data of complaints registered/ received by NCW since March 2020

S.No.	State	March	April	May	June	July	August	September (till 20.09.2020))	Domestic Violence complaints Received through Whasapp	Total
1.	Andaman and Nicobar Islands	1	-	-	-	-	-	-	-	1
										

2.	Andhra Pradesh	10	14	11	15	18	16	10	13	107
3.	Arunachal Pradesh	-	-	-	-	1	-	-	-	1
4.	Assam	7	10	6	7	5	7	1	14	57
5.	Bihar	52	54	78	106	138	98	56	78	659
6.	Chandigarh	4	3	2	6	7	7	4	2	35
7.	Chhattisgarh	5	17	7	12	19	15	6	12	93
8.	Dadra and Nagar Haveli	-	-	3	1	-	-	-	4	8
9.	Daman & Diu	-	-	1	1	2	-	-	-	4
10.	Delhi	154	128	217	240	338	278	167	181	1697
11.	Goa	2	3	1	-	1	1	-	2	10
12.	Gujarat	14	15	16	29	22	20	8	17	141
13.	Haryana	76	40	73	103	181	117	67	75	731
14.	Himachal Pradesh	5	6	9	11	9	7	6	7	60
15.	Jammu and Kashmir	2	6	5	13	10	11	3	6	55
16.	Jharkhand	11	13	19	36	37	31	19	33	199
17.	Karnataka	26	35	56	53	45	40	18	49	322
18.	Kerala	6	10	23	13	12	18	11	13	106
19.	Lakshadweep	-	-	-	-	1	-	-	-	1



20.	Madhya Pradesh	51	34	56	68	106	71	50	46	479
21.	Maharashtra	52	95	118	156	127	116	58	143	865
22.	Manipur	-	2	1	-	2	-	-	-	5
23.	Meghalaya	2	-	-	1	2	1	-	-	6
24.	Nagaland	-	-	-	-	-	-	-	1	1
25.	Odisha	9	9	9	12	14	20	6	12	91
26.	Pondicherry	-	-	-	2	3	-	-	-	5
27.	Punjab	21	26	42	37	56	48	25	27	281
28.	Rajasthan	48	39	83	82	118	96	40	67	572
29.	Tamil Nadu	32	27	46	64	47	41	39	46	341
30.	Telangana	17	10	20	23	22	19	8	15	134
31.	Tripura	-	-	-	-	-	2	-	2	4
32.	Uttar Pradesh	699	159	530	876	1,461	966	600	190	5,470
33.	Uttarakhand	17	9	21	33	55	41	15	11	201
34.	West Bengal	24	36	47	43	55	41	18	80	342
35.	Miscellaneous	-	-	-	-	-	-	-	297	291
36.	Total	1,347	800	1,500	2,043	2,914	2,128	1,235	1443	13,410

(Release ID: 1657678) Visitor Counter : 55

Read this release in:  Manipuri,  Tamil,  Telugu



