

India's Cumulative COVID-19 Vaccination Coverage exceeds 104.82 Cr

More than 74 Lakh doses administered in last 24 hours

Recovery Rate currently at 98.19%

14,348 New Cases reported in the last 24 hours

India's Active Caseload stands at 1,61,334

Weekly Positivity Rate (1.18%) less than 2% for last 35 days

Posted On: 29 OCT 2021 10:03AM by PIB Delhi

With the administration of **74,33,392** vaccine doses in the last 24 hours, India's COVID-19 vaccination coverage has exceeded **104.82 Cr (1,04,82,00,966)** as per provisional reports till 7 am today. This has been achieved through 1,04,57,932 sessions.

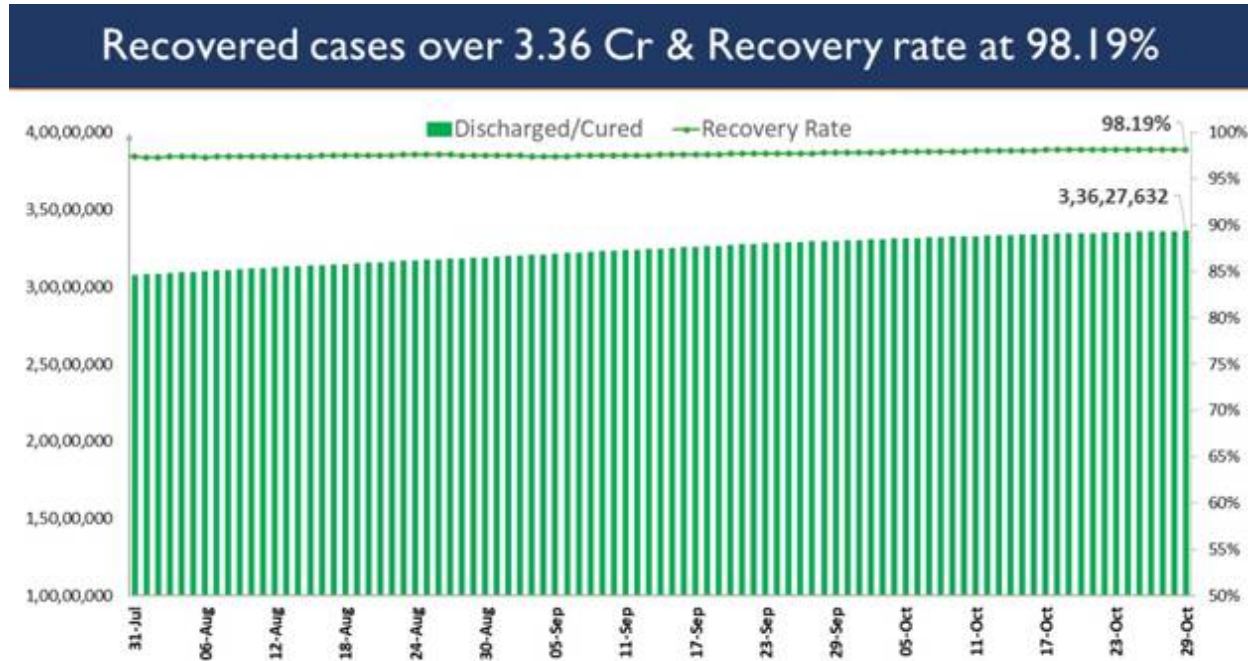
The break-up of the cumulative figures as per the provisional report till 7 am today include:

HCWs	1 st Dose	1,03,78,753
	2 nd Dose	91,96,000
FLWs	1 st Dose	1,83,71,035
	2 nd Dose	1,58,60,088
Age Group 18-44 years	1 st Dose	41,47,31,641
	2 nd Dose	13,64,95,078
Age Group 45-59 years	1 st Dose	17,38,19,237
	2 nd Dose	9,45,21,155

Over 60 years	1 st Dose	10,91,45,076
	2 nd Dose	6,56,82,903
Total		1,04,82,00,966

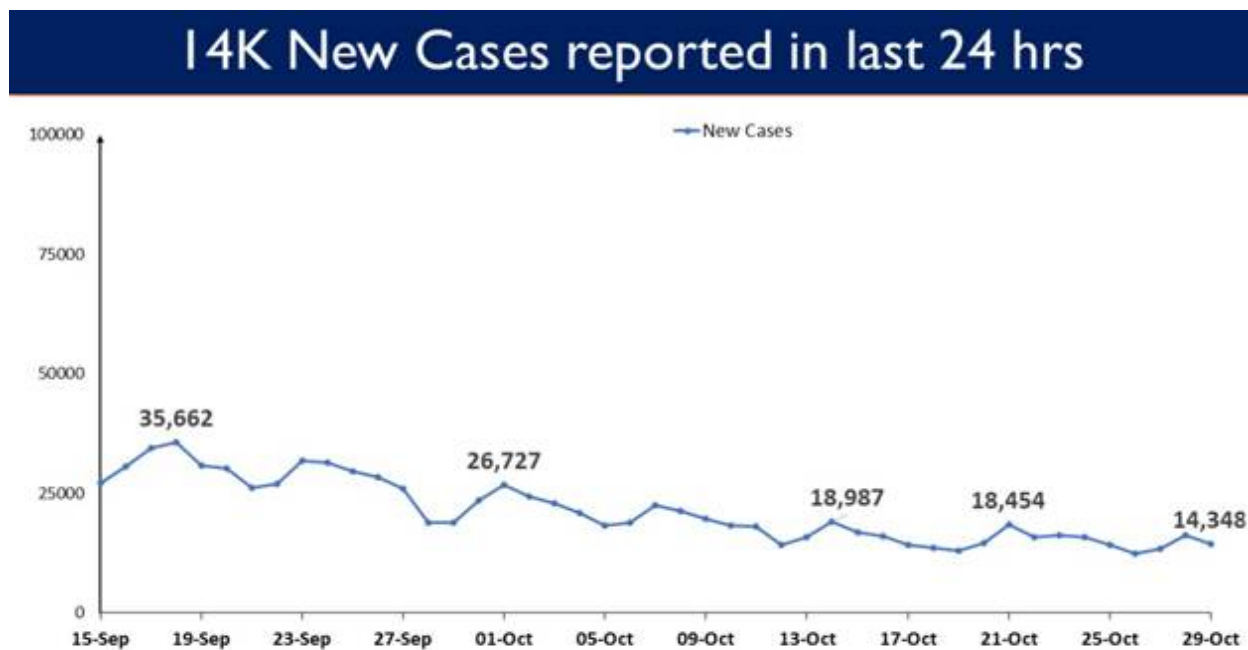
The recovery of **13,198** patients in the last 24 hours has increased the cumulative tally of recovered patients (since the beginning of the pandemic) to **3,36,27,632**.

Consequently, India's recovery rate stands at **98.19%**.



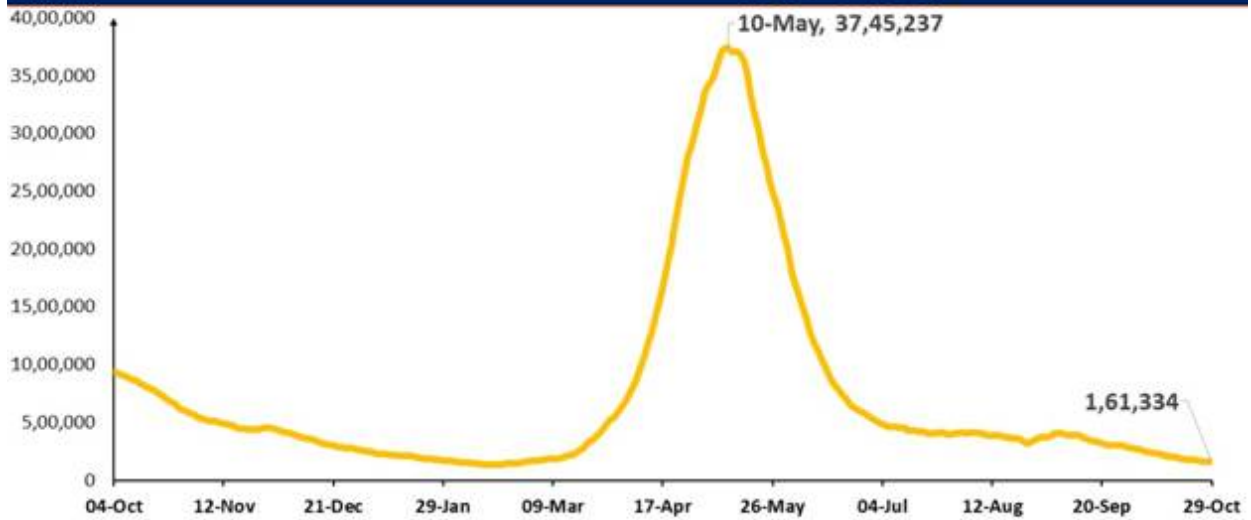
Sustained and collaborative efforts by the Centre and the States/UTs continue the trend of less than 50,000 Daily New Cases that is being reported for 124 consecutive days now.

14,348 new cases were reported in the last 24 hours.



The Active Caseload is presently at **1,61,334**. Active cases presently constitute **0.47%** of the country's total Positive Cases, which is **lowest since March 2020**.

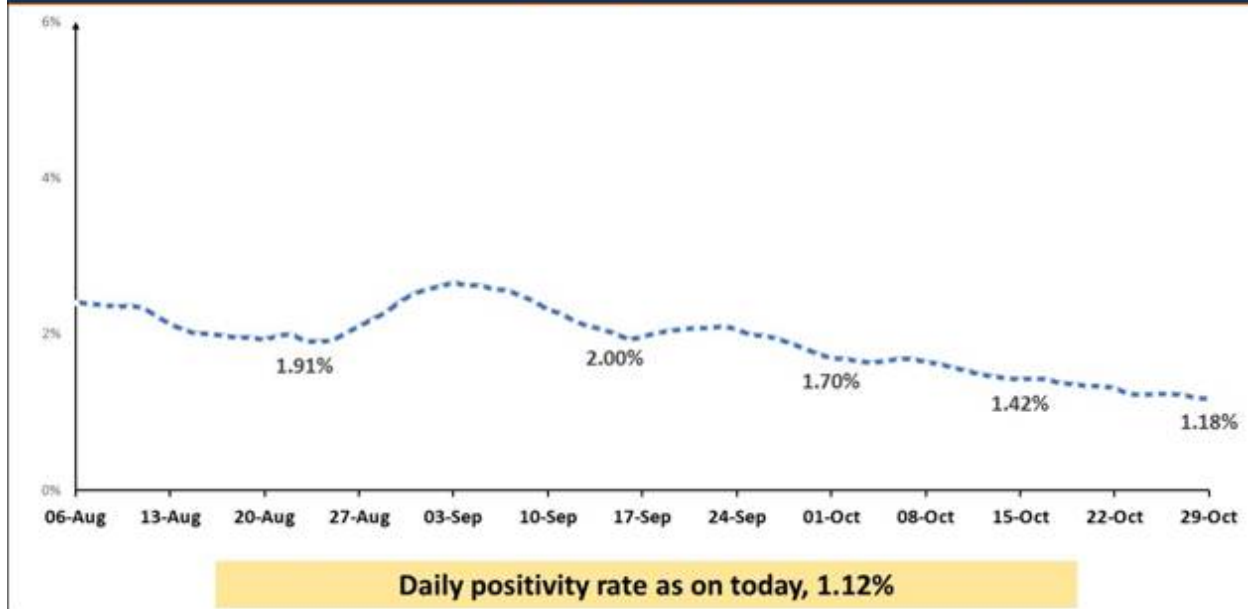
India's Active cases Trajectory



The testing capacity across the country continues to be expanded. The last 24 hours saw a total of 12,84,552 tests being conducted. India has so far conducted over **60.58 Cr (60,58,85,769)** cumulative tests.

While testing capacity has been enhanced across the country, **Weekly Positivity Rate at 1.18% remains less than 2% for the last 35 days now.** The **Daily Positivity rate reported to be 1.12%.** The daily Positivity rate has remained below 2% for last 25 days and below 3% for 60 consecutive days now.

Case Positivity Trajectory (7 days moving average)



MV

